



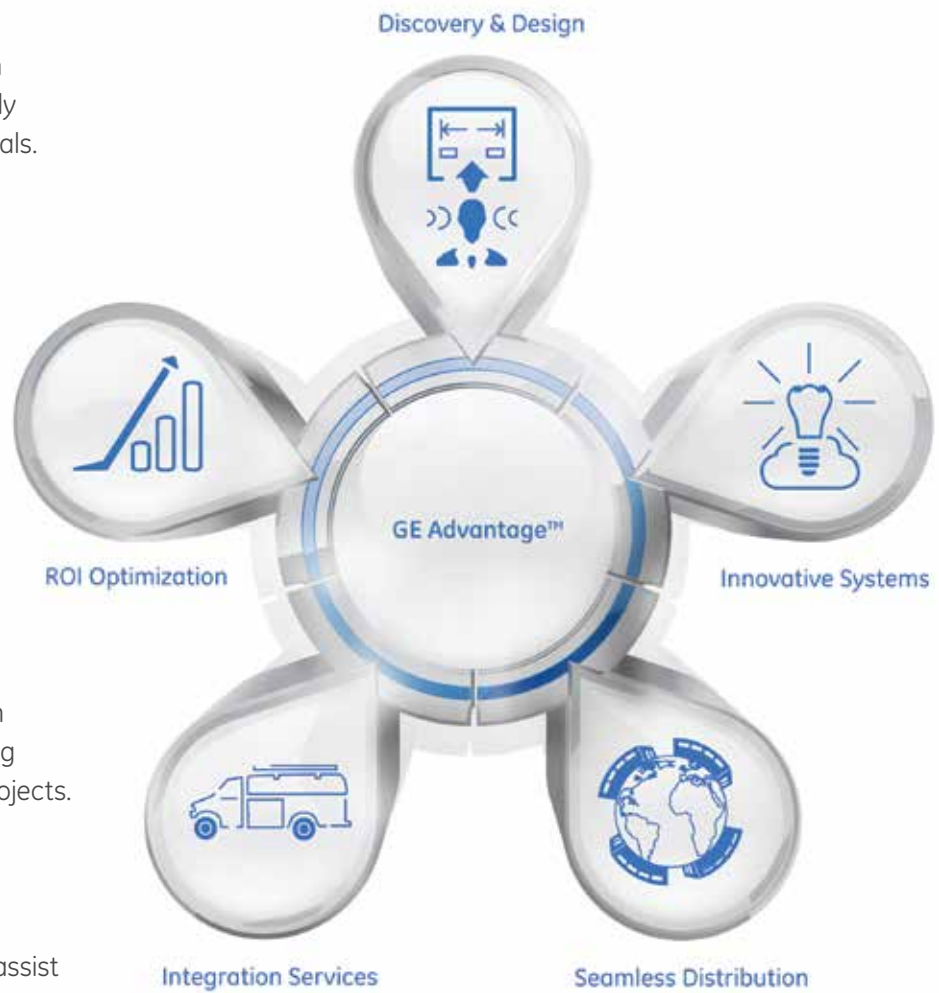
Lumination™ LED Luminaires



# The GE Advantage™

GE Office and Retail Lighting Systems come complete with GE service and support, every step of the way.

- 1** **Discovery & Design**  
You receive a comprehensive, custom lighting solution from a team who truly listens to understand your specific goals.
- 2** **Innovative Systems**  
You can choose from a broad portfolio, including the latest lighting technologies.
- 3** **Seamless Distribution**  
You have easy and immediate access through our national network of distributors.
- 4** **Integration Services**  
You garner coordination services with a network of installers for your existing infrastructure or new construction projects.
- 5** **ROI Optimization**  
You see attractive financial benefits with a plan built to deliver – we even assist with utility rebate capture and propose financing options from GE Capital.





## Discover lighting that revolves around you.

All around us, technology is changing rapidly, requiring lighting design and function to evolve as well. Because we're GE, we put our best minds to work on creating LED solutions to meet those changing needs. Replacing traditional technologies, our LED lighting systems provide energy efficiency, reduce maintenance and operating costs, enhance light quality and extend the life span of lamps and systems.

We've created Lumination™ LED Luminaires in a range of styles to bring efficiency and consistency into focus, using a combination of fixtures to deliver bright, uniform light where it's needed. From dramatic downlighting, troffer and next-generation suspended fixtures to mood-setting cove, architectural and accent lighting, GE can help create the ideal environment for you.



Lumination™  
LED Recessed  
Luminaires:  
Delivering even  
illumination with  
no hot spots  
or banding.



### BL Series™

GE has transformed ceiling landscapes forever with **Lumination™ BL Series™ Luminaires**. Reimagine conventional ceiling lighting design with continuous, uninterrupted rows of light that create clean, crisp lines. These dimmable LED light fixtures are uniquely narrow linearly and pair seamlessly with integrated ceiling systems to deliver pure, targeted light and impressive energy efficiency.



### ET Series™

What if you could enjoy remarkable light output from an ultra-thin profile? GE makes that possible with the **Lumination™ ET Series™ LED Recessed Luminaire**, designed to optimize light distribution and optical efficiency.





## Architectural Series

For a ceiling design that's truly unique, GE offers **Lumination™ Architectural LED Luminaires**. Available in a wide range of options, these distinctive fixtures deliver unrivaled aesthetic appeal and impressive energy efficiency to virtually any space you can imagine.



## BR Series™

For simpler, tool-less upgrades, our **Lumination™ BR Series™ Luminaires** offer all the aesthetic, energy and maintenance advantages of LED lighting without a major investment. The Lumination BR Series is dimmable, and makes drivers and lamps easily accessible for stress-free installation and maintenance.



## BT Dimmable Series™

**Lumination™ BT Series™ Recessed LED Luminaires** are designed to fit perfectly into existing drop ceilings without the added costs of a ballast installation. The Lumination BT Series replaces inefficient, high-maintenance fixtures with a high-tech, no maintenance solution that features a cleaner, frameless appearance.



# Lumination™ Suspended LED Luminaires: Bringing form and function to the next level.

## EP Series™


Imagine a striking, minimalist design that maximizes performance and energy efficiency. That's the inspiration behind the **Lumination™ EP Series™ Suspended LED Luminaire**. Its exceptionally thin profile delivers both ambient and directional light, carefully guiding it upward for general illumination, and aiming it downward for specific functionality.

**NEW IN 2015!**  
EPC2 Series Suspended  
Circular LED Luminaire



## EL Series™

**Lumination™ EL Series™ LED Luminaires** produce impressive light output with high vertical and horizontal foot-candle illuminance – all in a blade-like fixture that appears to float across the ceiling landscape. Delivering best-ever performance and outstanding design flexibility, these innovative light fixtures make a unique design statement in any conference room, lobby or retail setting.





## IS Series™


Imagine the perfect combination of visual sophistication and economical lighting performance. Delivering 105-115 lumens per watt and a 65,000-hour life, **Lumination™ IS Series™ LED Luminaires** slash energy costs while creating long, continuous rows of indirect light, uninterrupted by dark spots or glare. To help save on installation and maintenance costs, GE developed an innovative rail fastening system and the ability to easily snap fixtures together end-to-end without using additional tools.

## New in 2015



## SS Series

Finding the ideal balance of direct and indirect lighting will become far less challenging with **Lumination™ LED Suspended Luminaires** from GE. Designed with slots in the luminaires to deliver direct lighting to workstations, they also indirectly illuminate surrounding areas. Long life and high efficiency help tip the scale in favor of this innovative, two-in-one solution.



## DS Series™

What if you could lower costs without compromising expectations? That's the thinking behind the **Lumination™ DS Value Series of Direct Luminaires** from GE, known worldwide for unmatched quality and reliability. Strategically placed stand-alone fixtures or long, continuous runs of light deliver crisp, comfortable illumination that will help reduce costs, not your creative vision.



# Lumination™ LED Downlights and Track: Downlighting with a dramatic difference

## DI Series™

GE has redefined downlighting with **Lumination™ DI Series™ LED Downlights** featuring Infusion™ technology. This modular LED lighting system gives you the flexibility to choose the perfect light for today, and a sustainable twist-fit design to simplify maintenance and upgrades in the future. Scalable to your needs, the Lumination DI Series delivers 90 CRI, a choice of lumens and color temperatures for beautiful color rendering, plus the long life and operational efficiency needed for a better looking bottom line.



## RI Series™

Reduce maintenance intervals and operating costs substantially with the heightened performance of **Lumination™ RI Series™ LED Downlights**. An easy, one-to-one replacement of existing metal halide, CFL or halogen lamps, the Lumination RI Series LED Downlights boast a 50,000-hour life, making them ideal for high ceilings and other challenging spaces where frequent maintenance is not an option.





## RS Series™


**Lumination™ RS Series™ LED Downlights** make upgrading to LED a simple switch. These brilliantly affordable, efficient downlights feature a clean design that delivers better quality of light in virtually any space. Available as 2700K or 3000K, the 80 CRI and a 35,000-hour life of the Lumination RS Series LED Downlights help you reduce energy and maintenance needs over the life of the fixtures.



## TS Series

**Lumination™ Track and Recessed Multi-Headed Gimbals LED Luminaires** from GE are engineered for enhanced efficiency. Their focused center beam candlepower and long rated life deliver the optimum amount of light with reduced maintenance and operating costs. Choose from three track heads and two- or three-head recessed multiple options, as well as a range of lumen packages – all designed to coordinate beautifully with Lumination™ LED Series LED Accent Lights.





## GE LED and Tetra® Architectural Series: Taking aesthetics and efficiency to new heights.

### GE LED Accent Series

Accentuating the positive in small places is now easier, thanks to **GE LED Accent Series** Lighting – a system that goes where other lighting technology simply can't. Now you can add layers of uniform light to highlight unique architectural details, achieving dramatic effects with nominal energy consumption.





## GE LED LWW Series

Bathe walls in more beautiful light while hiding imperfections with the **GE LED Wall Washer LWW Series** Lighting System. Its precise light output, consistent color quality and field-adjustable mounting system make it easy to highlight areas of interest in office and retail spaces.

## GE LED LWW Series

### The GE LED Wall Grazer LWW Series

achieves a similar result, heightening the architectural character of a space with fixtures typically mounted less than a foot from the wall in a slot or recess.



## Tetra Contour Series

Ideal for borders, interior art or use as an accent, **Tetra® Contour Series**

Lighting can create bold designs in vibrant colors without the worries of using fragile neon glass. Tetra Contour Lighting is 40% more efficient than neon, plus has a flexible LED light engine and a rigid, optically diffused light guide that can be formed to fit your design needs precisely.



## Tetra PowerGrid Series

Modularity makes the **Tetra PowerGrid** ideal for replacing energy-intensive fluorescents in backlighting applications – delivering long life, energy efficiency and brilliant, uniform light with consistent color.



## Tetra AL10 Series

When your design requires added versatility and an exceptional quality of light, the **Tetra AL10 LED Architectural Series** is a linear LED system that offers high color rendering (93 CRI) and multiple ANSI bin color temperatures. This slim, low-profile LED module comes in multiple lengths, lens options and light levels for true design flexibility.







## What if you could connect with your light?

The GE LightSweep™ Modular Lighting Control System brings you total control from one or more locations, delivering the broad-range connectivity and flexibility needed in many office and retail environments. Customized configurations with simple, snap-in control modules and a CLCBnet controller integrate lighting and building management systems using BACnet protocol.



# Reimagine your facility's lighting in three easy steps.



1. Request your FREE Lighting Audit from GE.



2. Receive your customized lighting solution.



3. Let GE coordinate the rest.

Backed by the GE Advantage, GE Lighting will work with you to:



Learn how to save energy and cut spending



Support environmental initiatives



Realize a positive return on investment

To learn more about indoor lighting solutions from GE or schedule your complimentary Lighting Audit, visit [gelifting.com/indoorsolutions](http://gelifting.com/indoorsolutions).

Inspired to build a brighter tomorrow?  
Give us a call today or visit  
[gelifighting.com/indoorsolutions](http://gelifighting.com/indoorsolutions).



GE offers a Free Lighting Audit to show you how a lighting upgrade can help you cut costs, save energy, support sustainability initiatives and provide a real return on your investment.

To schedule your lighting audit or learn more about GE Office and Retail lighting solutions, visit [gelifting.com/indoorsolutions](http://gelifting.com/indoorsolutions).